

2018 | MISSISSIPPI DEPARTMENT OF EDUCATION

READING FAIR



PRE-KINDERGARTEN - TWELFTH GRADE

STUDENT GUIDELINES



Mississippi State Board of Education, the Mississippi Department of Education, the Mississippi School for the Arts, the Mississippi School for the Blind, the Mississippi School for the Deaf, and the Mississippi School for Mathematics and Science do not discriminate on the basis of race, sex, color, religion, national origin, age, or disability in the provision of educational programs and services or employment opportunities and benefits. The following office has been designated to handle inquiries and complaints regarding the nondiscrimination policies of the above mentioned entities:

Director, Office of Human Resources
Mississippi Department of Education
359 North West Street | Suite 203
Jackson, Mississippi 39205-0771
601-359-3511

ACKNOWLEDGEMENTS

Mississippi Department of Education

Carey M, Wright, Ed. D.

State Superintendent of Education

Elizabeth Simmons, School Library Specialist

Office of Elementary Education and Reading

Nathan Oakley, Ph.D.

Chief Academic Officer

Melissa Banks, Instructional Technology

Office of Elementary Education and Reading

Tenette Smith, Ph.D., Bureau Director

Office of Elementary Education and Reading

Limeul Eubanks, Visual Arts, World Languages

Office of Secondary Education

Jill Dent, Ph.D., Bureau Director

Early Childhood

Ashley Kazery, ELA Content Specialist

Office of Secondary Education

Marla Davis, Ph.D., Bureau Director

Office of Secondary Education

TABLE OF CONTENTS

Purpose of the Mississippi Reading Fair Guidelines	5
Categories	6
Storyboards: Size, Display and Safety	7
Digital Media	8
School and District level Competitions	9
Reading Fair Competition Timeline	9
Regional Level Locations	9
Regional Level Contact Information and Assignments	10
Characteristics of Fiction and Informational Nonfiction	11
Graphic Organizer Examples for Students to Use When Developing Projects	13
Find books and poems with MAGNOLIA Database and Find a Book, Mississippi	14
Understanding Copyright and Plagiarism	16
Step by Step Guide: Fiction	17
Step by Step Guide: Informational Nonfiction	24
Glossary of Terms	30

MISSISSIPPI READING FAIR

The purpose of the *Mississippi Reading Fair Guidelines* is to provide Reading Fair coordinators, students, and parents with directions for conducting and participating in a reading fair. These guidelines and resources must be used when submitting information for all competitions.

This document includes:

- alignment to the College-and Career-Ready Standards,
- guidelines for creating award-winning literary competition projects,
- and explanation of categories.

PURPOSE AND MS CCRS CONNECTIONS

The purpose of the competition is to provide students in grades PreK-12 the opportunity to share their favorite fictional, nonfiction narrative, or informational book through a storyboard or digital media display. With the implementation of the Mississippi College-and Career-Readiness Standards (MS CCRS) for English Language Arts, World Languages, Visual Arts, and Early Childhood, an emphasis has been placed on student mastery of the skills and concepts necessary to read complex texts at each grade level, write texts using evidence, and create presentations that demonstrate imagination and effective use of various materials to express ideas. MS CCRS also places value on reading both literary and informational texts. In support of the MS CCRS, the goal of the Mississippi Reading Fair is to enhance and encourage reading at all grade levels and to allow students to collaborate with their peers. As a result of participating in this process, students will experience a deeper enjoyment from reading and develop a lifelong love of reading.

There are four levels of competition: Level 1 - School, Level 2 - District, Level 3 - Regional, and Level 4 - State. Only first place winners in each division proceed to the next round of competition. Over 1,400 students compete regionally each year. This is significant because these students represent the several thousands of students who compete at both the school and district levels. The Mississippi Department of Education strives to motivate all students to read as they soar towards excellence.

READING FAIR CATEGORIES

FAMILY

Literary Fiction Categories

Grades	Division	Presentation Type
Grades PreK-K	Division A	Storyboard
Grades 1-2	Division B	Storyboard

NOTE: Family division projects should portray a book appropriate to the age of the student(s). The student(s) should be very knowledgeable about the book's story elements and should have an active part in the construction of the display.

INDIVIDUAL

Literary Fiction Categories

Grades	Division	Presentation Type
Grade 3	Division C	Storyboard
Grades 4-5	Division D	Storyboard
Grades 6-8	Division E	Storyboard or Digital Media
Grades 9-12	Division F	Storyboard or Digital Media

NOTE: Division E and F can choose between Storyboard or Digital Media Presentation.

INDIVIDUAL

Informational Nonfiction Texts Categories

Grades	Division	Presentation Type
Grades 3-5	Division G	Storyboard
Grades 6-8	Division H	Storyboard or Digital Media
Grades 9-12	Division I	Storyboard or Digital Media

NOTE: Division H and I can choose between Storyboard or Digital Media Presentation.

GROUP

Literary Fiction Categories

Grades	Division	Presentation Type
Grades 3-5	Division J	Storyboard
Grades 6-8	Division K	Storyboard or Digital Media
Grades 9-12	Division L	Storyboard or Digital Media

NOTE: Only 2 to 3 students in a group. If a group project has students in various grades, the project should be placed in the division of the oldest student. This does not include class projects. Division K and L can choose between Storyboard Digital Media Presentation.

READING FAIR CATEGORIES

- Students in grades 3-12 have the opportunity to share their favorite nonfiction book. All students deciding to do so are to compete in the Individual Divisions, within their specified grade group (Divisions G-I). All other entries should only represent **Literary Fiction** books.

NOTE: Remember the school's librarian is an excellent resource for determining if the book selected is indeed fictional. **BOOKS DO NOT HAVE TO BE ON READING LEVEL. STUDENTS HAVE FREE CHOICE IN SELECTING A BOOK FOR THE READING FAIR.**

- Group/Family Division projects should portray a book appropriate to the age of the student(s). The student(s) should be very knowledgeable about the book's story elements and should have an active part in the construction of the display. **Family and Group Divisions will be judged closely on whether the project shows work appropriate for the age level of the student.**

NOTE: Each student is limited to participating in only one project. Each Group Division project must have 2 to 3 students. If a group project has students in various grades, the project should be placed in the division of the oldest student. The projects should reflect the creative and originality of the students in the group.

- English Language Learners can create bilingual presentations to represent their native language as well as English. Each presentation element must be translated into English for judging. Elements not translated will have points deducted.

STORYBOARD PROJECTS


Size

- A standard tri-fold project board that unfolds to be approximately 36" H x 48" W.

NOTE: Boards that do not meet the size requirements will be disqualified, **even if they proceed to the state-level competition.**

Display/Safety

- Use the checklists as a guide for creating the project.
- Identifying information (name of the student(s), category and division, student's grade level, homeroom teacher's name, school and district name) **should be labeled on the back of the storyboard.** If any identifying information is placed on the front of the storyboard, the project will be disqualified.
- Only students may present the projects during the judging - even for the family projects. If a student needs accommodations, please submit the **Students Needing Accommodations Form** for additional adult supervision



- Storyboards should be colorful and interesting. Models, shadow boxes, and illustrations that ***fit in the middle of the display*** are allowed. The total project should meet the required the width, depth or height of the standing display board (approximately 36" W x 14" D x 36" H of table space). There cannot be items protruding from the back or top of the board.
- No items should hang over the edge of the table or be placed on the floor. However, students may hold or wear items that coordinate with the project, if desired. Items used for the project are not to be alive, valuable, or dangerous, including dry ice.
- Items on the project board may be handwritten or typed. Younger students may require assistance in writing, typing, spelling, cutting, etc. This is permissible and part of the learning process. See **Divisions A, B, J, K, and L** regarding Family and Group Divisions.

NOTE: Storyboard content should match the age, grade level, and ability of the students presenting the project. Students do not have to bring or display the book during the competition.

- Students and teachers are encouraged to accompany their projects throughout all levels of competition; however, the student's presence is not required. All projects will be fairly judged regardless of the student's attendance.
- Projects must be able to withstand several levels of competitions to prevent the student from rebuilding the project at each level. The intent of this competition is for the same project to be judged at different levels.
- Electrical cords are not allowed at any level of competition due to the potential danger they pose in the aisles.
- No food or drinks can be used with the projects. Empty packages may be used as part of the display or on the display board.

DIGITAL MEDIA PROJECTS

In a continued effort to bring technology to the classroom, the Reading Fair will feature digital presentations. Only **Divisions E, F, H, I, K, and L** can present Digital Media Projects.

- Students can create digital presentations using Powerpoint, Google Slide, or presentation format of their choice.
- Students must provide own ipad or laptop computer. Device should be charged and cannot be plugged in during judging.
- **Maximum** time limit: 3 minutes.
- Any materials that are deemed copyrighted - book covers or Internet images must give credit to the creator or source.
- Project is to be written in the student's own words and information has not be directly copied or plagiarized from any source.
- Digital Project must contain the same elements as the Storyboard Project.

READING FAIR LEVELS

- The Reading Fair will be divided into 4 levels: **Level 1 - School; Level 2 - District; Level 3 - Regional; and Level 4 - State.**
- **ONLY** the **first place winner** of each division at will advance to the next level. Winners are **NOT** based on grade levels.
- District Reading Fairs may be held as early as **October 31**, District Reading Fairs must be completed and all information submitted to the Regional site no later than **December 1**.
- For information regarding dates of School and District Reading Fairs, please contact the local Reading Fair Coordinator.

READING FAIR TIMELINE

School Reading Fair: September 1st through November 2nd

NOTE: If a School District only has one school or grade participating in any of the categories or divisions and is not able to compete with another school in their district then the school level winners will advance to one of the Regional Reading Fair locations.

District Reading Fair: November 5th through November 30th

NOTE: Districts submitting first place winners to the Regional competition must have a student signed photograph/video permission form on file prior to registering for the Regional competition.

Regional Reading Fair: January 8th through January 31st

NOTE: Regional competition must be completed and all information submitted to Elizabeth Simmons at Mississippi Department of Education no later than February 8th. The first place regional winner in each category will advance to the State Reading Fair.

State Reading Fair: MS School for the Deaf **Tuesday, February 26, 2019**

REGIONAL READING FAIR LOCATIONS

Region 1: Lafayette High School, Oxford, MS **January 26, 2019**

Region 2: Delta State University, Kent Wyatt Gymnasium, Cleveland, MS **January 25, 2019**

Region 3: MSU Kahlmus Auditorium, Meridian, MS **January 25, 2019**

Region 4: MS School for the Deaf, Jackson, MS **February 1, 2019**

Region 5: Lake Terrace Convention Center, Hattiesburg, MS **February 1, 2019**

REGIONAL READING FAIR INFORMATION AND ASSIGNMENTS

NOTE: To assist the regional facilitators in managing the number of participants at each site, please participate in your assigned region listed below.

REGION 1 North MS Education Consortium

Susan Scott, sscott@olemiss.edu, 662-915-7763 | Briana Stewart, bstew@olemiss.edu 662-915-7763

School District Assignments for Region 1

Aberdeen, Alcorn, Amory, Baldwyn, Benton County, Booneville, Calhoun County, Chickasaw County, Coffeeville, Corinth, Desoto County, Holly Springs, Houston, Itawamba County, Lafayette County, Lee County, Marshall County, Monroe County, Montgomery County, Nettleton, New Albany, North Panola, North Tippah, Okolona, Oxford, Pontotoc City, Pontotoc County, Prentiss County, Senatobia, South Panola, South Tippah, Tate County, Tishomingo County, Tupelo, Union County, Water Valley, Webster County, and Winona.

REGION 2 Delta Area Association for Improvement of Schools

Dr. Eddie Anderson, eanderson@deltastate.edu | Keisha Phillips, kphillips@deltastate.edu | 662-846-4354

School District Assignments for Region 2

Benoit, Carroll County, Clarksdale, Cleveland, Coahoma Agricultural, Coahoma County, Drew, East Tallahatchie, Greenville, Greenwood, Grenada, Hollandale, Humphreys County, Indianola, Leflore County, Leland, North Bolivar, Quitman County, Shaw, South Delta, St. Elizabeth Catholic School, Sunflower County, Tunica County, West Bolivar, West Tallahatchie, and Western Line.

REGION 3 East MS Center for Education Development, Inc.

Cythia Pouncey, cythia.pouncey@emced.org, 601-484-0302

School District Assignments for Region 3

Attala County, Catholic Diocese of Jackson, Choctaw County, Choctaw Tribal Schools, Columbus, Enterprise, Forest, Kemper County, Kosciusko, Lauderdale County, Leake County, Louisville, Lowndes County, Meridian, Neshoba County, Newton County, Newton City, Noxubee County, Pearl, Philadelphia, Quitman Municipal, Rankin County, Scott County, Smith County, Starkville/Oktibbeha County, Union City, and West Point, MS School for Math and Science.

REGION 4 Southwest MS Education Consortium

Carolyn Mack, cmack@jsums.edu | Kelli Olive, kelli.a.olive@jsums.edu | 601-979-8894 or 601-979-8888

School District Assignments for Region 4

Canton, Clinton, Durant, Hazlehurst City, Hinds County, Holmes County, Jackson Public, Jefferson County, Jefferson Davis County, Lincoln County, Madison County, Natchez-Adams County, MS School for the Blind, MS School for the Deaf, South Pike, Vicksburg-Warren, Wilkinson County, Winona Separate, Yazoo City, and Yazoo County.

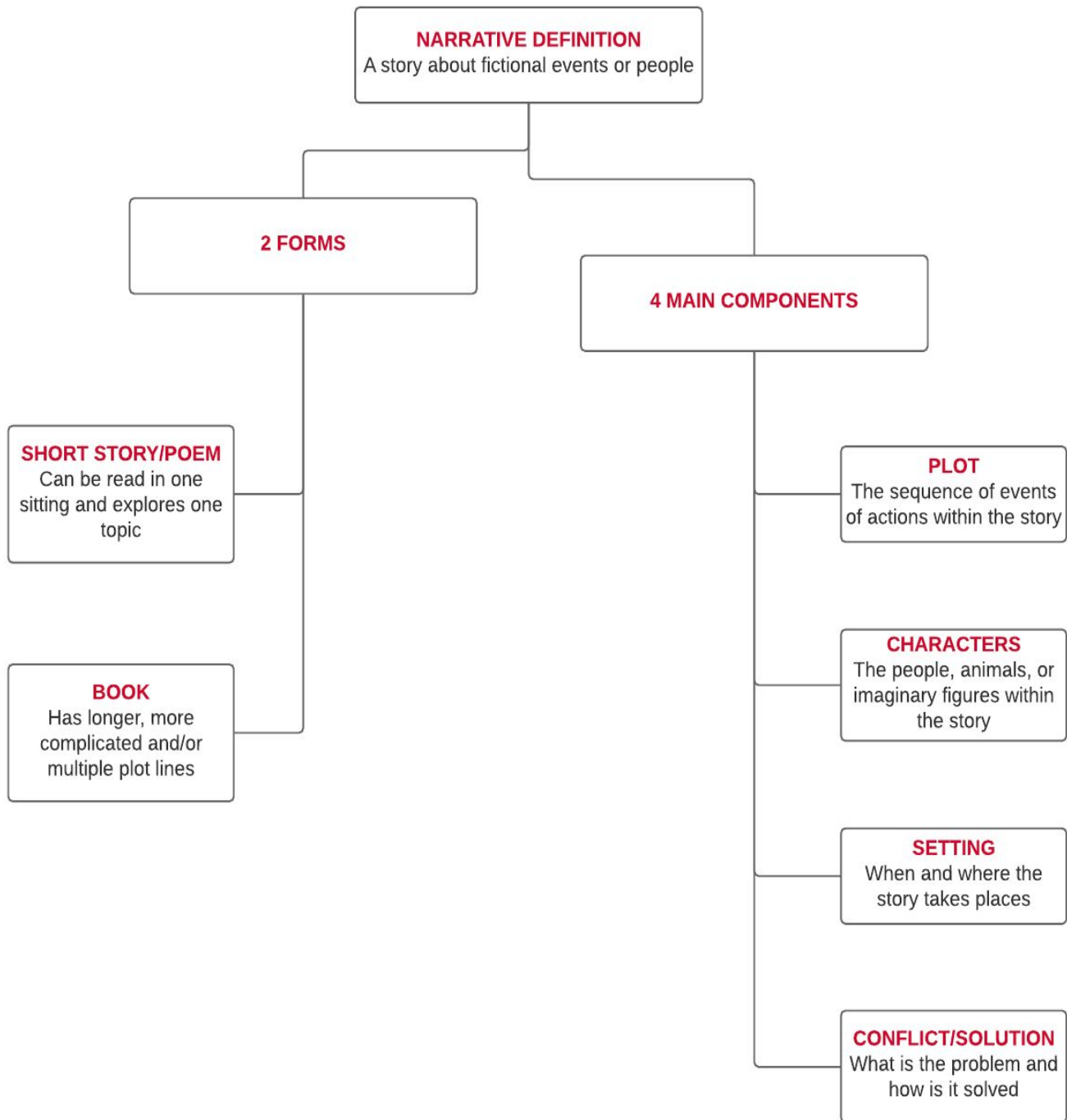
REGION 5 Southern Regional Educational Service Agency

Billie Flick, billie.flick@s-resa.org | 601-266-6777

School District Assignments for Region 5

Amite County, Bay-Waveland, Biloxi, Brookhaven, Catholic Diocese of Biloxi, Claiborne County, Columbia, Copiah County, Covington County, East Jasper, Forrest County, Forrest County Agricultural, Franklin County, George County, Greene County, Gulfport, Hancock County, Harrison County, Hattiesburg, Jackson County, Jones County, Lamar County, Laurel, Lawrence County, Long Beach, Lumberton, Marion County, McComb, Moss Point, Natchez-Adams, North Pike, Ocean Springs, Pascagoula, Pass Christian, Pearl River County, Perry County, Petal, Picayune, Poplarville, Richton, Simpson County, Stone County, Stone County Homeschool, Walthall County, Wayne County, and West Jasper.

LITERARY FICTION



NOTE: Religious narratives (including retellings or alternate versions) fall into this category.

INFORMATIONAL NONFICTION

The first component of informational nonfiction is *genre*. Genres of **nonfiction** can be identified by one single factor: the intent or purpose of the writing. On the other hand, genres of **fiction** blend together. For instance, a fantasy story can have characteristics of an adventure story, but not all adventure stories are fantasies. Genres of nonfiction are more clearly defined than fiction. They explain the intent of the author or the purpose of the material.

The five main genres of nonfiction are:

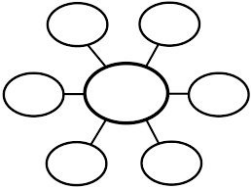
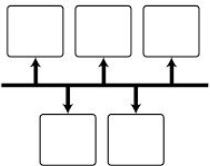
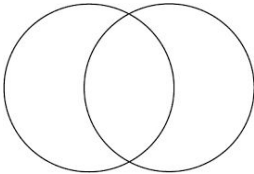
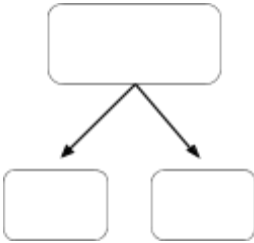
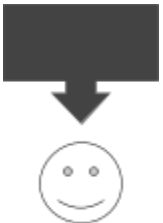

1. Instructional: Describes how something is done or made.
2. Explanatory: Tells what happened or how something works, with defined reasons.
3. Report: Tells how things are discovered.
4. Discussion: Looks at both sides of an idea and makes a decision.
5. Opinion/Argument: Decides on a point-of-view and has reasons to support the view.

Students should be aware of the variety and format of the structures of nonfictional text. Some structures or formats of nonfiction can be seen within a variety of text. For example, a speech can be instructional, explanatory, a report, an opinion, or a discussion. On the contrary, a recipe is considered instructional. This is one thing that makes nonfictional text so unique. The structure can take on different tones and formats depending on the author's intent.

Students may select from the following nonfiction formats to complete literary competition projects:

- Autobiographies
- Biographies
- Book/movie reviews
- *Consumer Reports* articles
- Debates
- Editorials
- Essays
- Interviews
- Journals
- Observations
- Presentations
- Proposals
- Reports
- Speeches


GRAPHIC ORGANIZER EXAMPLES

Graphic Organizer	Text Pattern	Signal Words	Description
	Description	On, over, beyond, within, like, as, among, descriptive adjectives, figurative language	Reader should expect the writer to tell characteristics.
1-2-3	Established Sequence	Numbers, alphabets, days of the week, months of the year, centuries	Reader should expect to follow an established and known sequence in gathering information.
	Chronological Sequence	First, second; before, after; then, next; earlier, later, last, finally; again, in addition to; in the beginning/end	Reader should expect that events will be told in order of the time they happened.
	Comparison and Contrast	While, yet, but, rather, most, either, like, unlike, same as, on the other hand, although, similarly, the opposite of, besides, however	Reader should expect to learn similarities and differences.
	Cause and Effect	Since, because, thus, so that, if...then, therefore, due to, as a result, this led to, then...so, for this reason, consequently	Reader should expect to learn the effect of one entity on another or others; reader should expect to learn why this event takes place.
	Problem and Solution	All signal words listed for cause and effect; propose, conclude, the solution is, the problem is, research shows, a reason for, the evidence is that	Reader should expect to identify a problem, predict a solution, and be told a solution or solutions; reader expects to know why the solution is viable.
	Question and Answer	Why, what, when, how, why	Reader should expect to consider a question, come up with an answer, and verify the answer.
	Combination	Any and all	Writer uses a combination of patterns within any one text or section of text.

MAGNOLIA RESOURCES



KIDSREADS includes thoughtful book reviews, compelling features, in-depth author profiles and interviews, and excerpts of new releases.



Review

The Playbook: 52 Rules to Aim, Shoot, and Score in This Game Called Life

Written by Kwame Alexander with photos by Thai Neave

Newbery Award-winner Kwame Alexander, known for such hits as *THE CROSSOVER* and *BOOKED*, has once again achieved the perfect balance of poetry and prose in *THE PLAYBOOK*. In this short, yet powerful book, Alexander takes a close look at helpful rules for basketball, as well as short snippets of biographical and autobiographical stories, and takes their

Review →
About the Book
Features



AR BOOK FINDER allows students, teachers, parents, and librarians to search in English or Spanish to find book level or a Lexile™ measure, interest level, title, award-winners, state lists, & CCRS Exemplars.



Jefferson's Sons: A Founding Father's Secret Children
Bradley, Kimberly Brubaker
AR Quiz No. 145768 EN

This fictionalized story takes a look at the last twenty years of Thomas Jefferson's life at Monticello through the eyes of three of his slaves, two of whom were his sons by his slave Sally Hemings.

AR Quiz Availability:
Reading Practice

ATOS Book Level:	3.9
Interest Level:	Middle Grades Plus (MG+ 6 and up)
AR Points:	11.0
Rating:	★★★★
Word Count:	81452
Fiction/Nonfiction	Fiction



FULL TEXT POETRY a list of websites that provide the full text of thousands of poems, as well as poet biographies, audio of poets reading their work, and essays about poetry.




Abraham Lincoln Walks at Midnight

In Springfield, Illinois

IT is portentous, and a thing of state
That here at midnight, in our little town
A mourning figure walks, and will not rest,
Near the old court-house, pacing up and down.

Or by his homestead, or by shadowed yards
He lingers where his children used to play,
Or through the market, on the well-worn stones
He stalks until the dawn-stars burn away.



NOVELIST offers book-finding tools for librarians and students which includes readers' advisory products and content that strengthen the connection between books, readers, and libraries.



Popularity: ★★☆☆☆

One blood ruby (Feb 2017)

Author: Marr, Melissa

Teen Fiction

Series: Seven black diamonds, 2

Description:
In this gripping follow-up to Melissa Marr's lush *Seven Black Diamonds*, I between them.

Book Appeal Terms: Definition of Appeal Terms

Genre: Fantasy fiction, High fantasy

Character: Large cast of characters

Storyline: Intricately plotted

Tone: Romantic, Suspenseful

Min/Max Grade level: 9 - 12

FIND A BOOK



“Find a Book, Mississippi” is an easy way to select books based on a child’s Lexile measure and interests. The free search tool can help build custom lists for readers at all ability levels, and then locate the books at the local public library.

Step 1:

Visit www.Lexile.com/fab/ms

Enter the student’s Lexile measure

(If Lexile measure is not known, then search for books based on comfort with grade-level reading)

Step 1: Enter Your Lexile

Tell us your Lexile measure, and find books you’d like to read!

[Buscando libros en español?](#)

[Looking for Primary Sources?](#)



My Lexile measure is

Lexile
 L

Lexile Range
 L L

Submit

I don't know my Lexile measure

My Current Grade is:

- I find the books I read for school difficult.
- I find the books I read for school just right.
- I find the books I read for school easy.

Step 2:

Have the student pick interest categories

Step 2: Categories

Select your interests, and find books you’d like to read!

[Buscando libros en español?](#)

[Looking for Primary Sources?](#)



Find a Book

Please select one or more interests below. You will be able to refine your selection(s) later on.

Adventure

Art

Business & Law

Family, Childhood, & Education

Animals

Biography

Fairy Tales, Myths, & Folktales

Fantasy

Step 3:

View and refine the search results

(While browsing books, click the “Find in a Library” button next to the book titles to check its availability at local public library.)

Step 4:

Add books to the student’s reading list

(Print or email the student’s custom book list.)

8 results

results per page

sort by

Lexile Measure (L)

Go

Book cover image is not available

Violet Fairy Book, The

ISBN13: 9780844807573

Find This Book

1090L

Add to Reading List

Tikki Tikki Tembo

by: Mosel, Arlene

Pages: 48 ISBN13: 9780312307480

Find This Book

AD1090L

Add to Reading List

COPYRIGHT AND PLAGIARISM

COPYRIGHT AND FAIR USE

- Copyright laws govern the use of copyrighted materials such as book covers and images from the internet.
- Teachers and students may use copyright materials for educational projects and learning activities, but specific Fair Use guidelines must be followed.
- Photographs or images may be used in its entirety when creating a presentation for educational purposes.
- Copyrighted images must be displayed with the creator's name or where the image was copied from.

EXAMPLE:




Image Credit:

kurtisscaletta.files.wordpress.com/2014/12/web.jpg

PLAGIARISM

- Copying text exactly how it appears in a book or from a website is called plagiarism.
- Students should use their own words to complete the following portions of the Literary Competition presentation:
 - Plot Summary
 - Conflict
 - Solution or Resolution
 - Author(s) Study
 - Text Summary
 - Author's Purpose
 - Topic Study
- Projects can be disqualified at any level if the information is found to be plagiarised.

FICTION GUIDE

STEP 1: CHOOSE YOUR CATEGORY AND DIVISION

Category: Individual Fiction (Divisions C-F)

___ Division D (Grade 3)

___ Division F (Grades 6-8)

___ Division E (Grades 4-5)

___ Division G (Grades 9-12)

Note: Division E and F can choose between Storyboard or Digital Media Presentation.

Category: Family/Group Fiction (Divisions A, B, J, K, L)

___ Division A (Pre-Kindergarten - Kindergarten)

___ Division J (Grades 3-5)

___ Division B (Grades 1-2)

___ Division K (Grades 6-8)

___ Division L (Grades 9-12)

My group members: _____,

and _____.

Note: Only 2 to 3 students in a group. If a group project has students in various grades, the project should be placed in the division of the oldest student. This does not include class projects. Division K and L can choose between Storyboard or Digital Media Presentation.

STEP 2: BIBLIOGRAPHIC INFORMATION

Use the copyright page to identify the bibliographic information.

Title: Name of the Book. Make sure the title is underlined or use italics if typing.

Author: The person who wrote the words or text in a book.

Publisher: The company that printed and distributed the book.

Publication Date: The year the book was published.

For my son, Max

—L.P.


To Katy and Mae

—T.D.

Dude: Fun with Dude and Betty
Text copyright © 2011 by Lisa Placento. Illustrations copyright © 2011 by Tim Dunn.
Lines, all rights are legally reserved. Manufactured in China.
No way can any part of this book be used or reproduced in any manner whatsoever unless you
get written permission, 'cause that would be fully dropping in, dude. Although you can use short
quotations in, like, critical articles and reviews.
To get even more duded in, send a snail mail to HarperCollins Children's Books, an epic division
of HarperCollins Publishers, 10 East 10th Street, New York, NY 10022, which is a city where
you really cannot eat. Business!

Library of Congress Cataloging-in-Publication Data is available.
ISBN 978-0-06-176690-0 (trade hbkg.)

Typography by Dana Felts
11 12 13 14 15 SCP 10 9 8 7 6 5 4 3 2 1 ♡ This is a most excellent first edition.
www.harpercollins.com
Muhah.



STEP 4: MAIN CHARACTERS

Do not list more than three characters. Write a brief description of each character. Use adjectives to describe the characters. Do not tell the story in this step. Characters listed below must be mentioned in the summary.

Name: _____

Short Description: _____

Name: _____

Short Description: _____

Name: _____

Short Description: _____

STEP 5: SETTING

There are 2 parts to a book's setting. You must include both!

Time - When did the story happen? Be specific.

Place - Where did the story take place? If the story takes place in more than one location, choose only the more important place.

STEP 6: CONFLICT

What is the main conflict? Choose only one problem.

STEP 7: SOLUTION/RESOLUTION

How is the problem solved?

STEP 8: AUTHOR'S STUDY - GRADES 9-12 ONLY

Compare the plot lines, characters, and/or theme of the story by different author or the same author.

STEP 9: DESIGN YOUR PRESENTATION

Congratulations! The hard part is over; now, the fun begins!

- Use a standard tri-fold storyboard that unfolds to be 36" high x 48" wide. The sides fold in to make the board stand by itself.
- Be cautious with flashing transition in your digital presentation.
- To keep the judge from feeling overwhelmed, you should keep the text on each slide short and to the point. Use the 5/5/5 rule: no more than five words per line of text, five lines of text per slide, or five text-heavy slides in a row.
- Don't overload your presentation with animations.
- Carefully type or write the story elements in Steps 2 - 8. Be creative! For example, if your person is a football players, you might choose a font like **"IMPACT."**
- Your text should be easy to read and pleasant to look at. Large, simple fonts and theme colors are always your best bet.
- Props add interest but must fit in the middle of the display. No items can protrude from the back or top of the tri-fold board. Props can be battery-operated, but you cannot use electrical outlets and extension cords. Items cannot be alive, valuable, or dangerous.
- You do not have to display the book, have props, or dress up.
- If creating a bilingual presentation, remember to translate all required elements into English for judging.

STUDENT READING FAIR STORYBOARD PROJECT CHECKLIST

Literary Fiction | Divisions A-F and J-L

Student Name		
Book Title		
Grade	Division	Bilingual (circle one) Yes No
School		
School District		
HR Teacher		

All the following must be present on the project

NOTE: Project is written in the student's own words and information has not been directly copied or plagiarized from any source: websites of books. Copyrighted materials have creator or source credits listed.

Title	Author	Publisher and Publication Date
Plot Summary PK-1: Retell through writing/drawing/dictating the story 2-3: Recount the story in a written response 4-12: Summarize the story in a written response	Main Characters Only those important to the story line	Setting Place and time of story
Conflict The problem in the story	Solution or Resolution How the problem is resolved	Author(s) Study Compare the plot lines, characters, and/or theme of the story to another story by a different author or the same author. Grades 9-12

WRITING

- Writing is neat and inviting
- Writing is easily understood

CREATIVITY

- Project is original
- Project demonstrates imagination
- Unique materials are used to express ideas

QUALITY OF PROJECT

- Project follows the guidelines
- Project is durable and will last through several rounds of competition without physical support

THOROUGHNESS OF WRITTEN INFORMATION

- Project captures the most important information
- Project capture the concept/point the author made in the book

INTEREST EVOKED

- Project demonstrates student's ability
- Student encourages others to read the book
- Student attracts others and makes them interested in the work

Student Signature

Date

Parent Signature

Date

STUDENT READING FAIR DIGITAL MEDIA PROJECT CHECKLIST

Literary Fiction | Divisions E, F, K, L

Student Name		
Book Title		
Grade	Division	Bilingual (circle one) Yes No
School		
School District		
HR Teacher		

All the following must be present on the project

NOTE: Project is written in the student's own words and information has not been directly copied or plagiarized from any source: websites of books. Copyrighted materials have creator or source credits listed.

Title	Author	Publisher and Publication Date
Plot Summary PK-1: Retell through writing/drawing/dictating the story 2-3: Recount the story in a written response 4-12: Summarize the story in a written response	Main Characters Only those important to the story line	Setting Place and time of story
Conflict The problem in the story	Solution or Resolution How the problem is resolved	Author(s) Study Compare the plot lines, characters, and/or theme of the story to another story by a different author or the same author. Grades 9-12

TEXT

- Text is readable and neat
- Text is easily understood

CREATIVITY

- Project is original
- Project demonstrates imagination
- Unique technology is used to express ideas

QUALITY OF PROJECT

- Project follows the guidelines
- Project demonstrates digital media skill

THOROUGHNESS OF WRITTEN INFORMATION

- Project captures the most important information
- Project capture the concept/point the author made in the book

INTEREST EVOKED

- Project demonstrates student's ability
- Student encourages others to read the book
- Student attracts others and makes them interested in the work

Student Signature

Date

Parent Signature

Date

NONFICTION GUIDE

STEP 1: CHOOSE YOUR CATEGORY AND DIVISION

Category: Informational Nonfiction Texts (Divisions G-I)

___ Division G (Grades 3-5)

___ Division H (Grades 6-8)

___ Division I (Grades 9-12)

Note: Division H and I can choose between Storyboard or Digital Media Presentation.

STEP 2: BIBLIOGRAPHIC INFORMATION

Use the copyright page to identify the bibliographic information.

Title: Name of the Book. Make sure the title is underlined or use italics if typing.

Author: The person who wrote the words or text in a book.

Publisher: The company that printed and distributed the book.

Publication Date: The year the book was published.

For my son, Max

—L.P.

To Katy and Mae


—T.D.

Dude: Fun with Dude and Betty
Text copyright © 2011 by Lisa Fiacco. Illustrations copyright © 2011 by Tim Dumez.
Like all rights are totally reserved. Manufactured in China.
No way can any part of this book be used or reproduced in any manner whatsoever unless you
get written permission. Please that would be fully dropping in, dude. Although you can use short
quotations in, like, critical articles and reviews.
To get even more duded in, send a small mail to HarperCollins Children's Books, an eye division
of HarperCollins Publishers, 10 East 53rd Street, New York, NY 10022, which is a city where
you totally cannot surf. Bummer!

Library of Congress Cataloging-in-Publication Data is available.
ISBN 978-0-688-21000-0 (trade-hbk)

Typography by Dana Fritts

11 12 13 14 15 RCP 10 0 8 7 6 5 4 3 2 1 ♦ This is a most excellent first edition.
www.harpercollinschildrens.com
MAA:bn



STEP 3: TYPE OF INFORMATIONAL TEXT

___ Discussion

___ Report

___ Explanatory

___ Opinion/Argument

___ Instructional

STEP 5: GRAPHIC ORGANIZERS

A graphic organizer is a visual display or picture of information. You must include a graphic organizer summarizing the events in the text. Have fun and be creative! Some internet sites that have printable graphic organizers are listed below.

- ReadWriteThink Cube Creator
www.readwritethink.org/classroom-resources/student-interactives/cube-creator-30850.html
 - edHelper Graphic Organizers
edhelper.com/teachers/graphic_organizers.htm
 - Houghton Mifflin Harcourt Education Place
www.eduplace.com/graphicorganizer/
 - Education Oasis Graphic Organizers
www.educationoasis.com/printables/graphic-organizers/
-

STEP 6: STUDENT-MADE CONNECTIONS

Choose one or more of the following ways you feel connected to the text.

Text - Self: I can identify with this topic, because...

Text - Text: The text reminds me of the book...

Title of the Book _____

Author of the Book _____

because....

STEP 7: AUTHOR'S PURPOSE

Why did the author write the book?

____ To entertain

____ To inform

____ To persuade

____ A combination of the above

STEP 8: TOPIC STUDY - GRADES 9-12 ONLY

Recommend another text that has similar or opposing/alternate information on the same topic. (CCR.R.9)

STEP 9: DESIGN YOUR PRESENTATION

Congratulations! The hard part is over; now, the fun begins!

- Use a standard tri-fold storyboard that unfolds to be 36" high x 48" wide. The sides fold in to make the board stand by itself.
- Be cautious with flashing transition in your digital presentation.
- To keep the judge from feeling overwhelmed, you should keep the text on each slide short and to the point. Use the 5/5/5 rule: no more than five words per line of text, five lines of text per slide, or five text-heavy slides in a row.
- Don't overload your presentation with animations.
- Carefully type or write the story elements in Steps 2 - 8. Be creative! For example, if your person is a football players, you might choose a font like "IMPACT."
- Your text should be easy to read and pleasant to look at. Large, simple fonts and theme colors are always your best bet.
- Props add interest but must fit in the middle of the display. No items can protrude from the back or top of the tri-fold board. Props can be battery-operated, but you cannot use electrical outlets and extension cords. Items cannot be alive, valuable, or dangerous.
- You do not have to display the book, have props, or dress up.
- If creating a bilingual presentation, remember to translate all required elements into English for judging.

STUDENT READING FAIR STORYBOARD PROJECT CHECKLIST

Informational Nonfiction Text | Divisions G-I

Student Name		
Book Title		
Grade	Division	Bilingual (circle one) Yes No
School		
School District		
HR Teacher		

All the following must be present on the project

NOTE: Project is written in the student's own words and information has not been directly copied or plagiarized from any source: websites of books. Copyrighted materials have creator or source credits listed.

Title	Author	Publisher and Publication Date
Type of Informational Text Discussion, Report, Explanatory, Opinion/Argument, Instructional	Text Summary 3: Recount the main idea and key details the text in a written response 4-12: Summarize the text in a written response	Graphic Organizers Capture the main/central idea and/or main points important to the text
Student Connections Text-to-self; text-to-text; and/or text-to-world	Author's Purpose Identify the main purpose of the text (to explain, persuade, describe, entertain, and/or answer a question)	Topic Study Recommend another text that has similar or opposing/alternate information on the same topic Grades 9-12

WRITING

- Writing is neat and inviting
- Writing is easily understood

CREATIVITY

- Project is original
- Project demonstrates imagination
- Unique materials are used to express ideas

QUALITY OF PROJECT

- Project follows the guidelines
- Project is durable and will last through several rounds of competition without physical support

THOROUGHNESS OF WRITTEN INFORMATION

- Project captures the most important information
- Project capture the concept/point the author made in the book

INTEREST EVOKED

- Project demonstrates student's ability
- Student encourages others to read the book
- Student attracts others and makes them interested in the work

Student Signature

Date

Parent Signature

Date

STUDENT READING FAIR DIGITAL MEDIA PROJECT CHECKLIST

Informational Nonfiction Text | Divisions H and I

Student Name		
Book Title		
Grade	Division	Bilingual (circle one) Yes No
School		
School District		
HR Teacher		

All the following must be present on the project

NOTE: Project is written in the student's own words and information has not been directly copied or plagiarized from any source: websites of books. Copyrighted materials have creator or source credits listed.

Title	Author	Publisher and Publication Date
Type of Informational Text Discussion, Report, Explanatory, Opinion/Argument, Instructional	Text Summary 3: Recount the main idea and key details the text in a written response 4-12: Summarize the text in a written response	Graphic Organizers Capture the main/central idea and/or main points important to the text
Student Connections Text-to-self; text-to-text; and/or text-to-world	Author's Purpose Identify the main purpose of the text (to explain, persuade, describe, entertain, and/or answer a question)	Topic Study Recommend another text that has similar or opposing/alternate information on the same topic Grades 9-12

TEXT

- Text is readable and neat
- Text is easily understood

CREATIVITY

- Project is original
- Project demonstrates imagination
- Unique technology is used to express ideas

QUALITY OF PROJECT

- Project follows the guidelines
- Project demonstrates digital media skill

THOROUGHNESS OF WRITTEN INFORMATION

- Project captures the most important information
- Project capture the concept/point the author made in the book

INTEREST EVOKED

- Project demonstrates student's ability
- Student encourages others to read the book
- Student attracts others and makes them interested in the work

Student Signature

Date

Parent Signature

Date

GLOSSARY OF TERMS

Argument: A logical way of presenting a belief, conclusion, or stance. Effective arguments are supported by reasoning and evidence.

Author: The originator of any written work.

Author's Purpose: An author's main reason for writing. A writer's purpose may be to entertain, to inform, to persuade, to teach a moral lesson, or to reflect on an experience. An author may have more than one purpose for writing.

Autobiography: A written account of an author's own life.

Biography: An account of a person's life written by another person.

Cause and Effect: Text structure in which the author presents one or more causes and then describes the resulting effects.

Central Message (central idea): The main idea of a fictional text; the central message may be directly stated or implied.

Comparison and Contrast: Text structure in which the author compares and contrasts two or more similar events, topics, or objects.

Concrete Words and Phrases: Words or phrases used to describe characteristics and/or qualities that can be perceived through the senses.

Conflict: A struggle or clash between opposing characters, forces, or emotions.

Consumer Reports: Publication that provides reviews and comparisons of consumer products and services based on reporting and results from testing.

Debate: Form of literary conflict demonstrating both sides of an argument.

Description: Text structure that presents a topic, along with the attributes, specifics, or setting information that describes that topic.

Detail: Fact revealed by the author or speaker that supports the attitude or tone in a piece of poetry or prose. In informational texts, details provide information to support the author's main point.

Dictating: The process of writing down what someone else has said; a way for a parent or teacher to record a child's ideas when the writing demands surpass the child's writing skills.

Editorial: Article presenting the opinion of the editors or publishers.

Essay: A short piece of writing which is often written from an author's personal point of view.

Evidence: Supporting information a writer or speaker uses to prove a claim.

Fantasy: Story employing imaginary characters living in fictional settings where the rules of the real world are altered for effect.

Fiction: Imaginative literary works representing invented rather than actual persons, places, and/or events.

Figurative Language: An expression that departs from the accepted literal sense or from the normal order of words; an extension of this definition includes the use of sound for emphasis, including onomatopoeia, alliteration, assonance, and consonance.

Graphic: Pictorial representation of data or ideas using columns, matrices, or other formats.

Informational Texts: Nonfiction texts that contain facts and information; also referred to as expository texts.

Interview: Meeting at which information is gathered by asking questions of a person about an event, experience, or idea.

Journal: Daily record of events.

Literary Nonfiction: Text that conveys factual information. The text may or may not employ a narrative structure and characteristics such as dialogue. Additionally, literary nonfiction may also persuade, inform, explain, describe, or amuse.

Main Idea: The central thought of a nonfiction text.

Narrative: A story about fictional or real events.

Observation: Act of making and recording a measurement.

Opinion Piece: Writing in which a personal opinion is expressed about a topic. As grade levels progress, the writer must support a point of view with reasons and/or information.

Plot: Sequence of events or actions in a short story, novel, or narrative poem.

Publisher: Person or company that produces and distributes printed material.

Publication Date: The date the material was printed.

Proposal: Collection of plans or assumptions.

Purpose: Specific reason or reasons for writing. Purpose conveys what the readers have to gain by reading the selection; it is also the objective or the goal that the writer wishes to establish.

Reason: The logical support behind an argument.

Report: Detailed account of an occurrence or situation.

Retelling: Recalling the content of what was read or heard.

Plagiarism: Using someone else's words or ideas as your own. Plagiarism involves copying or borrowing someone else's original ideas.

Problem/Solution: Text structure in which the main ideas are organized into two parts: Problem and a subsequent solution that responds to the problem, or a question and an answer that responds to the question.

Setting: The time and place in which events in a short story, novel, or narrative poem take place.

Sequence: Text structure in which ideas are grouped on the basis of order or time.

Speech: Written account of formal spoken communication to an audience.

Summary: A condensed version of a larger reading in which a writer uses his or her own words to express the main idea and relevant details of the text.

Text-to-Self Connection: Linking a topic or situation in the story to a personal experience.

Text-to-Text Connection: Linking a topic or situation in the story to another book or story.

Text-to-World Connection: Linking a topic or situation in the story to an event that has occurred in the world, environment, or student's community.

Theme: Central meaning of a literary work. A literary work can have more than one theme.

Tone: Describes the writer's/speaker's attitude toward a subject, character, or audience conveyed through the author's choice of words and details. Tone can be serious, humorous, sarcastic, objective, etc.



Mississippi Department of Education
Office of Elementary Education and Reading
359 North West Street
Jackson, MS 39205
P: 601-359-2586
mdek12.org/oeer/readingfair